

Bluewest.de

info@Bluewest.de

ADDRESS:

Neuer Wall 71, c/o WorkRepublic

20354 Hamburg

Germany

TEL & FAX: +49 40 99 99 94 42 9



BLUE WEST
GmbH

DOOR CLOSERS

Access Solutions Consulting
& Sales Company

For impressive entrances
For high quality solutions
For many applications



DOOR CLOSERS



Door closers are devices designed to overcome potential human errors to ensure doors are closed automatically and not left open.

၁. Closers suitable to suit traffic and functionality.
၂. Closes the door reliably and perfectly with each operating cycle .
၃. Functions in a safe manner so users are not harmed, and the door set is not damaged.
၄. Ensures door stay closed against air pressure. Especially when no latch are fitted.
၅. BS EN 1154

CAM ACTION DOOR CLOSER : BDD-1-775 BD



EN1154 4 8 4 1 1 3 2

BDD-1-775 BD

EN 1.4301 Satin



Door closer type	Hydraulic overhead door closer
Arm type	Sliding Arm
Adjustable Power	2 - 4
Maximum door width	1100 mm
Maximum door weight	100 Kg
Power adjustment	by spring
Mechanism	CAM action
closing speed adjustable	by valve
Lathing speed adjustable	by valve
Opening angle	180 °
Reversible door closer	Yes
Certified Fire proof	Yes
CE marking	Yes



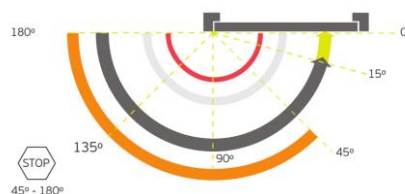
CAM ACTION DOOR CLOSER : BDD-1-775 BA Q



EN1154 4 8 4 2 1 1 3

BDD-1- 775 BA Q

EN 1.4301 Satin



Door closer type	Hydraulic overhead door closer
Arm type	Sliding Arm
Adjustable Power	2 - 4
Maximum door width	1100 mm
Maximum door weight	80 Kg
Power adjustment	by spring
Mechanism	CAM action
closing speed adjustable	by valve
Lathing speed adjustable	by valve
Hold open system	revolvable
Opening angle	180 °
Reversible door closer	Yes
Certified Fire proof	Yes
CE marking	Yes



RACK and PINION DOOR CLOSER : BDD-2- 770 BD



BDD-2- 770 BD
EN 1.4301 Satin



Door closer type	Hydraulic overhead door closer
Arm type	Sliding arm
Adjustable Power	3 - 5
Maximum door width	1250 mm
Maximum door weight	100 Kg
Power adjustment	By spring
Mechanism	Rack and Pinion
Back check value	Yes
closing speed adjustable	by valve
Lathing speed adjustable	by valve
Opening angle	180 °
Reversible door closer	Yes
Certified Fire proof	Yes
CE marking	Yes



RACK and PINION DOOR CLOSER : BDD-2- 760 BSQ



BDD-2-760 BSQ
EN 1.4301 Satin



Door closer type	Hydraulic overhead door closer
Arm type	Standard arm without retaining
Adjustable Power	2 - 4
Maximum door width	1100 mm
Maximum door weight	80 Kg
Power adjustment	by position
Mechanism	Rack and Pinion
closing speed adjustable	by valve
Lathing speed adjustable	by valve
Opening angle	180 °
Reversible door closer	Yes
Certified Fire proof	Yes
CE marking	Yes



RACK and PINION DOOR CLOSER : BW 765 BS



EN1154 48 5 2 113

BW 765 BS

EN 1.4301

Satin / Aluminium



Door closer type	Hydraulic overhead door closer
Arm type	Standard arm without retaining
Adjustable Power	2 - 5
Maximum door width	1250 mm
Maximum door weight	100 Kg
Power adjustment	By spring
Mechanism	Rack and Pinion
closing speed adjustable	by valve
Lathing speed adjustable	by valve
Opening angle	180 °
Reversible door closer	Yes
Certified Fire proof	Yes
CE marking	Yes



RACK and PINION DOOR CLOSER : BDD-2- 770 BS Q



BDD-2- 770 BS Q
EN 1.4301 Satin



Door closer type	Hydraulic overhead door closer
Arm type	Standard arm without retaining
Adjustable Power	3 - 5
Maximum door width	1250 mm
Maximum door weight	100 Kg
Power adjustment	By spring
Mechanism	Rack and Pinion
Back check value	Yes
closing speed adjustable	by valve
Lathing speed adjustable	by valve
Opening angle	180 °
Reversible door closer	Yes
Certified Fire proof	Yes
CE marking	Yes

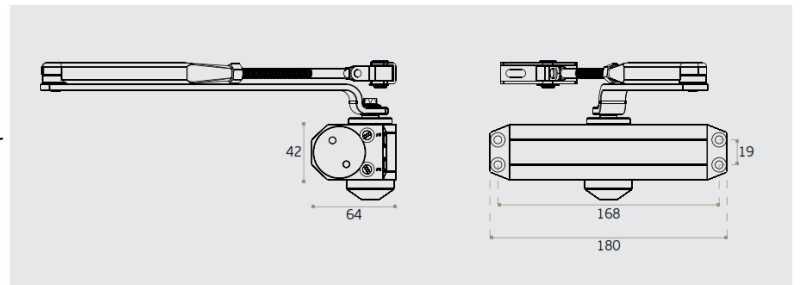


RACK and PINION DOOR CLOSER : BDD-2- 600

EN1154 4 8 2 1 1 3
4**BDD-2- 205**

RAL 9006

+ Cover for door closer

**BDD-2- 600** Aluminium

Door closer type	Hydraulic overhead door closer
Arm type	Standard arm without retaining
Adjustable Power	2 - 4
Maximum door width	1100 mm
Maximum door weight	80 Kg
Power adjustment	By position
Mechanism	Rack and Pinion
closing speed adjustable	by valve
Lathing speed adjustable	by valve
Opening angle	180 °
Reversible door closer	Yes
Certified Fire proof	Yes




CONCEALED DOOR CLOSER : BDD-3- 813



EN1154 382113

BDD-3-KI 812

+ Intumescent kit for door
Closer BWC 813

**BDD-3-812 PL**

+ Plastic terminal for
track

**BDD-3- 813** Aluminium


Door closer type	Concealed hydraulic overhead door closer
Arm type	Sliding arm
Power	2 - 4
Maximum door width	1100 mm
Maximum door weight	130 Kg
Power adjustment	By spring
Mechanism	CAM action
closing speed adjustable	by valve
Lathing speed adjustable	by valve
Hold open system	revolvable
Opening angle	120 °
Reversible door closer	Yes
Certified Fire proof	Yes
CE marking	Yes



CONCEALED DOOR CLOSER : BDD-3- 810



EN1154 384 2113

BDD-3-KI 810+ Intumescent kit for door
Closer BWC 810**BDD-3- 812 PL**+ Plastic terminal for
track**BDD-3- 810** Aluminium


Door closer type	Concealed hydraulic overhead door closer
Arm type	Sliding arm
Power	2 - 4
Maximum door width	1100 mm
Maximum door weight	130 Kg
Power adjustment	By spring
Mechanism	Rack and Pinion
closing speed adjustable	by valve
Lathing speed adjustable	by valve
Hold open system	revolvable
Opening angle	120 °
Reversible door closer	Yes
Certified Fire proof	Yes



CONCEALED DOOR CLOSER : BDD-3- 801



EN1154 383113

BDD-3- KI 801+ Intumescent kit for door
Closer BWC 801**BDD-3- 812 PL**+ Plastic terminal for
track**BDD-3- 801** Aluminium

Door closer type	Concealed hydraulic overhead door closer
Arm type	Sliding arm
Power	3
Maximum door width	950 mm
Maximum door weight	100 Kg
Mechanism	Rack and Pinion
closing speed adjustable	by valve
Lathing speed adjustable	by valve
Hold open system	revolvable
Opening angle	120 °
Reversible door closer	Yes
Certified Fire proof	Yes



Thank you for your attention